



Your PDF Guides

You can read the recommendations in the user guide, the technical guide or the installation guide for XEROX WORKCENTRE 3225. You'll find the answers to all your questions on the XEROX WORKCENTRE 3225 in the user manual (information, specifications, safety advice, size, accessories, etc.). Detailed instructions for use are in the User's Guide.

User manual XEROX WORKCENTRE 3225
User guide XEROX WORKCENTRE 3225
Operating instructions XEROX WORKCENTRE 3225
Instructions for use XEROX WORKCENTRE 3225
Instruction manual XEROX WORKCENTRE 3225

- More Information
- Meer informatie
- Mer information
- Mer informasjon
- Mere information
- Lisätietoja

www.xerox.com/office/WC3215support
www.xerox.com/office/WC3225support

- Printer drivers and utilities
 - User manuals and instructions
 - Online Support Assistant
 - Safety specifications (in User Guide)
- Printer software programs and help programs
 - User's manual and instructions
 - Online support assistant
 - Safety specifications (in Handling voor de gebuiker)
- Skrivardrivare och verktyg
 - Användarhandledningar och instruktioner
 - Övriga supporttjänster
 - Säkerhetspecifikationer (i Användarhandbok)
- Skrivetriere og verktøy
 - Brukerhåndbøker og instruksjoner
 - Elektronisk hjelp
 - Sikkerhetspecifikasjoner (i Brukerveiledning)
- Printer drivers and utilities
 - Operating procedures and instructions
 - Help for online support
 - Safety specifications (i Bejæningsvejledning)
- Tulostinjärkit ja apuohjelmat
 - Käyttöoppaat ja -ohjeet
 - Online-tuki
 - Turvallisuustiedot (ks. Käyttöopas)

www.xerox.com/msds (U.S./Canada)
www.xerox.com/environment_europe

- Material Safety Data Sheets
- Valgheidsinformatiebladen
- Folkeblad om materialikkerhet
- Sikkerhedsattalser
- Databok for materialikkerhet
- Materiaalien turvallisuus

www.xerox.com/office/businessresourcecenter



- Templates, tips, and tutorials
- Spåklonen, tips och självstudier
- Maler, tips og applikationer
- Skabeloner, tips og øvelser
- Mallaja, vinkkejä ja opetusohjelmia

www.xerox.com/office/WC3215supplies
www.xerox.com/office/WC3225supplies

- Printer supplies
- Printer vedtægtsartikler
- Skrivartillbehør
- Forbruksartikler til skrivere
- Forbruksstoffer til printere
- Tulostusainvilkkeit


EDUCES00016w A
© 2010 Xerox Corporation. All Rights Reserved. Xerox®, Xerox and Design®, and WorkCentre® are trademarks of Xerox Corporation in the United States and/or other countries.

Xerox WorkCentre 3215/3225
Multifunction Printer

Xerox® WorkCentre® 3215/3225
Quick Use Guide

- Nederlands: Beknopte gebruikshandleiding
- Svenska: Instruktion för snabbhantering
- Norsk: Hurtig veiledning
- Dansk: Hurtig betjeningsvejledning
- Suomi: Pikaopas

xerox 



[You're reading an excerpt. Click here to read official XEROX WORKCENTRE 3225 user guide](http://yourpdfguides.com/dref/5754550)
<http://yourpdfguides.com/dref/5754550>

Manual abstract:

Com/office/WC3225support 4 Printer Basics EN NL SV NO DA FI Xerox Easy Printer Manager Xerox Easy Printer Manager Xerox Easy Printer Manager Xerox Easy Printer Manager Xerox Easy Printer Manager Xerox Easy Printer Manager USB Ethernet Wi-Fi EN NL SV NO DA FI CentreWare Internet Services CentreWare Internet Services CentreWare Internet Services CentreWare Internet Services CentreWare Internet Services CentreWare Internet Services Ethernet Wi-Fi English Français Italiano Deutsch Español Português Пycckий EN You can access printer settings, maintenance, diagnostic features, and the User Guide using the Xerox Easy Printer Manager. You can also scan from the printer to your computer. You can find the Xerox Easy Printer Manager in Start > All Programs > Xerox Printers in Windows, or on the dock in Mac OSX. EN CentreWare Internet Services enables you to access printer configuration details, paper and supplies status, job status, and diagnostic functions over a TCP/IP network. You can also manage fax, email, and network scanning address books. @@The IP address is available on the Configuration page. @@@@You can also scan from a connected computer. @@Com/office/WC3225support 12 EN NL SV NO DA FI Scanning from a Computer using Macintosh 10. 1 Scanning EN NL SV NO DA FI Launch Image Capture application Start de applicatie Fotolader Starta Bildinsamling Start bildeoverføringsprogrammet Start billedoverførselsprogrammet Käynnistä Kuvansiirtäjä-ohjelma EN NL SV NO DA FI Click Overview, and select the scan area Klik op Overzicht en selecteer het scangebied Klicka på Översikt och välj skanningsområde Klick på Oversikt og velg skanneområdet Klik på Oversigt, og vælg skanningsområdet Osoita Yleiskuva ja valitse skannattava alue EN NL SV NO DA FI Confirm or change other scan settings Bevestig of wijzig andere scaninstellingen Kontrollera eller ändra övriga skanningsinställningar Bekreft eller endre øvrige innstillinger Bekræft eller rediger andre skanningsindstillinger Vahvista skannausasetukset tai muuta niitä EN NL SV NO DA FI Click Scan Klik op Scannen Klicka på Skanna Klick på Skann Klik på Scan Napsauta Skannaa www. @@To set up an address book see the User Guide > Address Book.

You can send a fax directly from a computer. See the User Guide > Fax > Fax from PC. .



[You're reading an excerpt. Click here to read official XEROX WORKCENTRE 3225 user guide](http://yourpdfguides.com/dref/5754550)
<http://yourpdfguides.com/dref/5754550>