




# Your PDF Guides

You can read the recommendations in the user guide, the technical guide or the installation guide for NETGEAR GS208. You'll find the answers to all your questions on the NETGEAR GS208 in the user manual (information, specifications, safety advice, size, accessories, etc.). Detailed instructions for use are in the User's Guide.

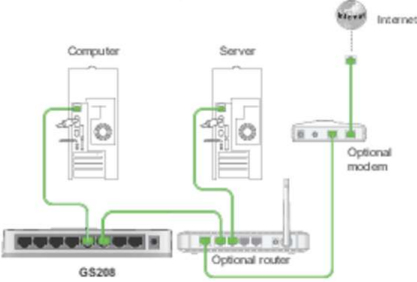
User manual NETGEAR GS208  
User guide NETGEAR GS208  
Operating instructions NETGEAR GS208  
Instructions for use NETGEAR GS208  
Instruction manual NETGEAR GS208

**NETGEAR**<sup>®</sup> Installation Guide  
Connect with Innovation™  
5-Port and 8-Port Gigabit Switches GS205/GS208


**Step 1. Position switch**




**Step 2. Connect equipment**



**Step 3. Connect power**



**Step 4. Check status**



<b>Power LED</b>	<b>Port LEDs</b>
● On	● Ethernet link
● Off	● Activity (blinking)
	● No link (off)



[You're reading an excerpt. Click here to read official NETGEAR GS208 user guide](http://yourpdfguides.com/dref/5324810)

<http://yourpdfguides.com/dref/5324810>

*Manual abstract:*

@@For product updates and web support, visit <http://support.@@@> And/or its subsidiaries in the United States and/or other countries. Information is subject to change without notice. Other brand and product names are registered trademarks or trademarks of their respective holders. @@.



[You're reading an excerpt. Click here to read official NETGEAR GS208 user guide](#)

<http://yourpdfguides.com/dref/5324810>