




Your PDF Guides

You can read the recommendations in the user guide, the technical guide or the installation guide for NETGEAR GS205. You'll find the answers to all your questions on the NETGEAR GS205 in the user manual (information, specifications, safety advice, size, accessories, etc.). Detailed instructions for use are in the User's Guide.

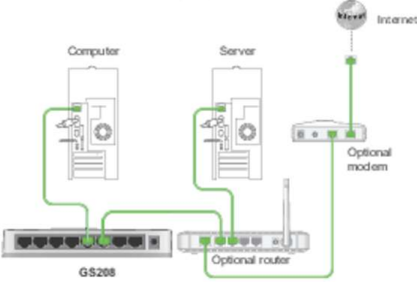
User manual NETGEAR GS205
User guide NETGEAR GS205
Operating instructions NETGEAR GS205
Instructions for use NETGEAR GS205
Instruction manual NETGEAR GS205

NETGEAR[®] Installation Guide
Connect with Innovation™
5-Port and 8-Port Gigabit Switches GS205/GS208


Step 1. Position switch




Step 2. Connect equipment



Step 3. Connect power



Step 4. Check status



Power LED	Port LEDs
● On	● Ethernet link
● Off	● Activity (blinking)
	● No link (off)



[You're reading an excerpt. Click here to read official NETGEAR GS205 user guide](http://yourpdfguides.com/dref/5324809)

<http://yourpdfguides.com/dref/5324809>

Manual abstract:

@@For product updates and web support, visit <http://support.@@@> And/or its subsidiaries in the United States and/or other countries. Information is subject to change without notice. Other brand and product names are registered trademarks or trademarks of their respective holders. @@.



[You're reading an excerpt. Click here to read official NETGEAR GS205 user guide](http://yourpdfguides.com/dref/5324809)

<http://yourpdfguides.com/dref/5324809>