




Your PDF Guides

You can read the recommendations in the user guide, the technical guide or the installation guide for JBL GTO 1204BP-D. You'll find the answers to all your questions on the JBL GTO 1204BP-D in the user manual (information, specifications, safety advice, size, accessories, etc.). Detailed instructions for use are in the User's Guide.

User manual JBL GTO 1204BP-D
User guide JBL GTO 1204BP-D
Operating instructions JBL GTO 1204BP-D
Instructions for use JBL GTO 1204BP-D
Instruction manual JBL GTO 1204BP-D



GTO 1204BP-D
 GRAND TOURING SERIES
 THE ORIGINAL BRAND OF LIVE SPEAKERS
 DESIGNED AND ENGINEERED IN THE USA




OWNER'S MANUAL
 GTO 1204BP-D
 GTO 1204BR

SPECIFICATIONS

	GTO1204BP	GTO1204BP-D	GTO1204BR
Power Handling, RMS	3000	6000	3000
Power Handling, Peak	12000	6000	12000
Frequency Response	30Hz - 80Hz	30Hz - 180Hz	30Hz - 300Hz
Impedance	4 Ohms	2 x 4 Ohms	4 Ohms

GENERAL CARE
The backplate of the speaker may be damaged with a sharp object. Do not use any cleaners or solvents on the grille or the speaker cones.

WARNING
GTO enclosures are vented against deflection. The direction of the enclosure's venting depends on the bass in the country in which it was purchased. Your local JBL can assist you in determining the correct venting direction for your warranty. To register your product, please visit us at www.jbl.com.

www.jbl.com



[You're reading an excerpt. Click here to read official JBL GTO 1204BP-D user guide](http://yourpdfguides.com/dref/3930512)
<http://yourpdfguides.com/dref/3930512>

Manual abstract:

@@@To register your product, please visit us at www.jbl.com. @@@WARRANTY GTO enclosures are warranted against defects. @@@To register your product, please visit us at www.jbl.com. GTO1204BP 300W 1200W 30Hz 150Hz 4 Ohms GTO1204BP-D 600W 1800W 35Hz 150Hz 2 x 4 Ohms GTO1204BR 300W 1200W 35Hz 300Hz 4 Ohms @@@WARRANTY GTO enclosures are warranted against defects. @@@To register your product, please visit us at www.jbl.com.

com. @@@WARRANTY GTO enclosures are warranted against defects. @@@To register your product, please visit us at www.jbl.com.

@@@This product is designed for mobile applications and is not intended for connection to the mains. JBL, Incorporated · 2 route de Tours, 72500 Château du Loir, France · www.jbl.com © 2006 Harman International Industries, Incorporated. All rights reserved.

Part No. @@@WARRANTY GTO enclosures are warranted against defects. @@@To register your product, please visit us at www.jbl.com.

@@@WARRANTY GTO enclosures are warranted against defects. @@@To register your product, please visit us at www.jbl.com.

@@@WARRANTY GTO enclosures are warranted against defects.

@@@To register your product, please visit us at www.jbl.com. @@@WARRANTY GTO enclosures are warranted against defects. @@@To register your product, please visit us at www.jbl.com. @@@WARRANTY GTO enclosures are warranted against defects. @@@To register your product, please visit us at www.jbl.com.

com. GENERAL CARE The loudspeaker grilles may be cleaned with a damp cloth. @WARRANTY GTO enclosures are warranted against defects.

@@@To register your product, please visit us at www.jbl.com.

com. @@@WARRANTY GTO enclosures are warranted against defects. @@@To register your product, please visit us at www.jbl.com.

@@@WARRANTY GTO enclosures are warranted against defects. @@@To register your product, please visit us at www.jbl.com.

@@@WARRANTY GTO enclosures are warranted against defects. @@@To register your product, please visit us at www.jbl.com.

@@@WARRANTY GTO enclosures are warranted against defects. @@@To register your product, please visit us at www.jbl.com.

www.jbl.com. GTO1204BP GTO1204BP-D GTO1204BR 4 2 4 4 X 2 12V+ ON OFF 320mm 12-5/8" 250mm 9-7/8" m 400m /4" 15-3 m 400m /4" 15-3 380mm 15" 12V+ ON OFF 380mm 15" 70° 70° 528mm 20-13/16" 455mm 17-15/16" 320mm 12-5/8" 528mm 20-13/16" 380mm 15" m 400m /4" 15-3 380mm 15" 905mm 35-11/16" 455mm 17-15/16" 70° .



[You're reading an excerpt. Click here to read official JBL GTO 1204BP-D user guide](#)

<http://yourpdfguides.com/dref/3930512>