




Your PDF Guides

You can read the recommendations in the user guide, the technical guide or the installation guide for FRIGIDAIRE FRS12PYS1. You'll find the answers to all your questions on the FRIGIDAIRE FRS12PYS1 in the user manual (information, specifications, safety advice, size, accessories, etc.). Detailed instructions for use are in the User's Guide.


User manual FRIGIDAIRE FRS12PYS1
User guide FRIGIDAIRE FRS12PYS1
Operating instructions FRIGIDAIRE FRS12PYS1
Instructions for use FRIGIDAIRE FRS12PYS1
Instruction manual FRIGIDAIRE FRS12PYS1

FRIGIDAIRE


Home Comfort
FRS12PYS1



FRS12PYW1 Indoor



FRS12PYC1 Outdoor



**Ductless Mini-Split
Air Conditioner / Heat Pump**

Product Dimensions
Evaporator (Indoor) Model

Height	13.31"
Width	33.14"
Depth	7.91"

Product Dimensions
Condenser (Outdoor) Model

Height	24.14"
Width	33.31"
Depth	12.61"

More Easy-To-Use Features

Energy and Cost Savings
A split system helps avoid the energy losses that normally come with ductwork. This loss can amount to up to 40% due to leaks, tears and long lengths.

Inverter Technology
Allows this unit to maintain room temperatures while operating at a lower and quieter speed.

Multi-Speed Fan
Features three different fan speeds, for more cooling flexibility.

Sleep Mode
Quiet operation keeps you cool without keeping you awake. Plus, Sleep Mode gradually increases room temperature after being activated.

Quickly Cools
Turbo Mode for that quick cool-down when you first turn it on.

Comfort Control Design
Easily control the direction of your cool air, wherever your unit is.

Effortless™ Restart
Automatically resumes operating at its previous settings when power is restored to your unit.

Heat Pump
Our versatile unit offers the capability and capacity to provide the heat required to hold the desired temperature.

24 Hour On/Off Timer

ENERGY STAR

Performance	BTUs
Cool	12,000
Heat	15,000

Models may vary from actual model.

frigidaire.com

Signature Features

Effortless™ Temperature Control
Our air conditioners maintain the preset room temperature, so you will remain comfortable at all times.

Remote Control
Allows you to precisely control the temperature and fan speed from across the room.

Ready-Select™ Controls
Easily select options with the touch of a button.

Effortless™ Clean Filter
Our anti-microbial filter cleans the air, removing harmful bacteria.



[You're reading an excerpt. Click here to read official FRIGIDAIRE FRS12PYS1 user guide](http://yourpdfguides.com/dref/2936234)
<http://yourpdfguides.com/dref/2936234>

Manual abstract:

Inverter Technology Allows the unit to maintain room temperatures while operating at a lower and quieter speed. Multi-Speed Fan FRS12PYC11 Outdoor Features three different fan speeds, for more cooling flexibility. Sleep Mode Quiet operation keeps you cool without keeping you awake. Plus, Sleep Mode gradually increases room temperature after being activated. Quickly Cools Signature Features Effortless™ Temperature Control Our air conditioners maintain the preset room temperature, so you will remain comfortable at all times. Turbo Mode for that quick cool-down when you first turn it on Comfort Control Design Ready-Select™ Controls Easily select options with the touch of a button. Easily control the direction of your cool air, wherever your unit is. Effortless™ Restart Automatically resumes operating at its previous settings when power is restored to your unit. Heat Pump Our versatile unit offers the capability and capacity to provide the heat required to hold the desired temperature. Remote Control Allows you to precisely control the temperature and fan speed from across the room.

Effortless™ Clean Filter Our anti-microbial filter cleans the air, removing harmful bacteria. 24 Hour On/Off Timer ENERGY STAR® Performance Cool Heat 1 BTUs 12,000 13,000 Photo may not represent actual model. frigidaire.com Frigidaire Baseline FRS12PYS1 Model Numbers System Model Number Indoor Unit Part Number Outdoor Unit Part Number1 FRS12PYS1 FRS12PYW1 FRS12PYC1 Home Comfort Ductless Mini-Split Air Conditioner/Heat Pump Performance BTU (Cool) BTU (Heat Pump) Cooling Area (Sq. Ft.

) SEER (Air Conditioner) HSPF (Heat Pump) Inverter Technology 12,000 13,000 640 18 9.6 Yes B C A Electrical Volts Amps (Cool) Indoor/Outdoor Watts (Cool) Indoor/Outdoor Amps (Heat) Indoor/Outdoor Watts (Heat) Indoor/Outdoor Fuse (Amps) Indoor/Outdoor 115 0.4/11.6 20/980 0.4/13.

6 20/11.8 3.15/25 FRS12PYW11 Indoor Features Controls Fan Speeds (Cool/Fan/Heat) Low Voltage Start-Up Turbo Fan Auto Fan Energy Saver Sleep Mode 24 Hour On/Off Timer Remote Control Air CFM (High/Med/Low) Indoor Air Direction Control (Vert./Horz.) Air Discharge (Full-Width) Filter Type Filter Access Air Direction Control - Horizontal Air Direction Control - Vertical dB (Indoor) (High/Med/Low) dB (Outdoor) Warranty2 Ready-Select™

Controls 4/3/4 Yes Yes Yes Yes Full-Function 173/147/129 Yes/Yes Bottom Antimicrobial Mesh Slide-Out Manual Swing 47/43/40 55 Yes B A Included Accessories Drain Kit (Outdoor Unit) Installation Plate (Indoor Unit) Line Set (Indoor Unit) Remote Holder (Indoor Unit) Yes Yes Yes Yes C

FRS12PYC11 Outdoor Certifications ENERGY STAR® Performance Yes ARI NOTE: For planning purposes only. Always consult local and national electric codes. @@@@line set. @@@@length. Each line set is equipped with flare nuts on both ends. @@Wall Thickness Outdoor A - Height B - Width C -

Depth 10-7/8" 33-1/4" 7-1/8" 18" 21-1/4" 33-3/8" 12-5/8" B C A A FRS12PYW1 Indoor C FRS12PYC1 Outdoor TS-FRS12PYS1-07/10-1 Ductless Mini-Split System Air Conditioners Submittal Sheet FRS12PYS1 Job: _____ Reference: _____ Construction: _____

Location: _____ Approval: _____ Unit Number: _____ Engineer: _____ Date: _____ Drawing Number: _____ Submitted to: _____

Submitted by: _____ POWER Circuit Amps Maximum Fuse Size 18 A 25 A OUTDOOR UNIT Sound Rating Net Weight Shipping Weight 12000 Btu 11 A 1000 W 4500 Btu-14000 Btu 18 12 5° F £ T £ 115° F 115V/60Hz/1P 2.

54PT/H Dimensions (H x W x D) Recommended Fuse Minimum Amps Running Current Drive Type Motor Watts CFM (high) £ 55 dB (A) 82.38 lb 89 lb 12.60" x 33.39" x 21.26" 25 A 15 A 18.2 A dc motor 30 W 1058 CAPACITIES Cooling Amps Watts Min/Max Cooling SEER EER Low Ambient Temperature

Voltage/Frequency/Phase Dehumidification FEATURES Controls Remote Control Temperature control Timer Air Louvers Horizontal Vertical Low Voltage Restart Self-Diagnosis Quiet Operation Air Filter microprocessor lcd wireless 16-30° C 24 hr 2 pieces manual swing built-in yes no washable, anti-mold INDOOR UNIT Sound Rating Net Weight Shipping Weight Dimensions (H x W x D) Full Loaded Amps Number of Fan Speeds Fan Type Motor Watts Full Loaded Amps (40)/36/32/26dB (A) 22 lb 26 lb 10.83" x 33.27" x 7.09" 0.35 A 4 cross flow 20 W 0.

33 A C-6RZ110H1A twin rotary DC inverter 4.59 A 33 A COMPRESSOR Type Amps Locked Rotor Amps REFRIGERANT SYSTEM Refrigerant Ounces Lineset Maximum Height Maximum Line length Discharge Vapor Line (od) Suction (od) R410A 45.8 16.4 ft 33 ft 66 ft F 6 mm (1/4") F 9 mm (3/8") HEATING

Total Capacity (BTU) HSPF Amps Max Amps Power Inputs Back Up Strip Heater Outdoor Sound Rating 13000 Btu 9.6 12. 5 A 18.2 A 1200 W n/a £ 55 dB (A) B C A FRS12PYW1 Indoor B PRODUCT DIMENSIONS Indoor A - Height B - Width C - Depth Max. .



[You're reading an excerpt. Click here to read official FRIGIDAIRE](#)

[FRS12PYS1 user guide](#)

<http://yourpdfguides.com/dref/2936234>