




Your PDF Guides


You can read the recommendations in the user guide, the technical guide or the installation guide for FRIGIDAIRE FPUH17D7K F. You'll find the answers to all your questions on the FRIGIDAIRE FPUH17D7K F in the user manual (information, specifications, safety advice, size, accessories, etc.). Detailed instructions for use are in the User's Guide.

User manual FRIGIDAIRE FPUH17D7K F
User guide FRIGIDAIRE FPUH17D7K F
Operating instructions FRIGIDAIRE FPUH17D7K F
Instructions for use FRIGIDAIRE FPUH17D7K F
Instruction manual FRIGIDAIRE FPUH17D7K F




All Freezer

FPUH17D7K F



17 Cu. Ft. Built-In




Shown with optional All-Door operator model FPUH17D7K F and optional interiorWd Double (au-vent) Trim Kit (OU0261AAKT)


SpaceWise™ Design

- Optional Single Trim Kit Part # AU1FBEKT
- Optional Double Trim Kit Part # DU02TBEKKT
- Ice Maker Ready Part # IM501
- FRIGIDAIRE Professional Stainless Steel Handle Freezer = Frost Free
- 2 Full-Width Contoured Glass Shelves
- Full-Width Fixed Glass Shelf
- 2 Tilt-Out Wire Door Bins
- Bright Lighting
- 3 Full-Width Contoured Door Bins
- 4 Adjustable Leg Levelers
- Quiet Rack


Signature Features




SpaceWise™ Organization System
Our SpaceWise™ Organization system includes tilt-out wire door bins, a sliding glass shelf and full-width storage drawers to make it easy to keep food organized and easy to find when you need it.



Real Stainless Steel
Real stainless steel with a protective coating that reduces fingerprints and smudges so it's easy to clean.



SpaceWise™ Sliding Shelf
Full-width steel can accommodate large items - up to 26" wide.



SpaceWise™ Storage Baskets
Full-width storage baskets keep things organized and slide out for easy access.

ENERGY STAR®

Capacities

Total Capacity	16.7 CU. FT.
Interior Volume	16.7 CU. FT.

Overall Exterior Dimensions

Height (including hinges)	65-3/4"
Width	32"
Depth	26-1/2"

Available In:

Stainless (S)

frigidaire.com



[You're reading an excerpt. Click here to read official FRIGIDAIRE FPUH17D7K F user guide](http://yourpdfguides.com/dref/2700724)
<http://yourpdfguides.com/dref/2700724>

Manual abstract:

Ft. @Ft. 16.7 Cu. Ft. @Ft. Built-In Note: Optional Trim Kits available for Built-In All Freezer. For specifications, refer to Trim Kits Installation page on web. All-Freezer Specifications · Product Shipping Weight (approx.) 229 Lbs.

· An electrical supply with grounded three-prong receptacle is required. The power supply circuit must be installed in accordance with current edition of National Electrical Code (NFPA 70) and local codes & ordinances. · Voltage Rating 115V/60 Hz/15 or 20 Amps · Amps @ 115 Volts = 5 Amps · Always consult local and national electric & plumbing codes. · Minimum opening of 66"Hx33"Wx25-1/4"D required for single-unit "Built-In Look" installation; 66"W required for double-unit installation. @@@@ Surface must support approximately 800 lbs. when fully loaded. Unit equipped with 4-point leveling. @@@@ · Double Trim Kit (PN# DUOTRIMKIT). · Ice Maker Kit (PN# IM501). FRIGIDAIRE®

USA · 250 Bobby Jones Expressway · Martinez, GA 30907 · 1-800-FRIGIDAIRE · frigidaire.

com CANADA · 5855 Terry Fox Way · Mississauga, ON L5V 3E4 · 1-800-265-8352 · frigidaire.ca FPUH17D7K 05/09 © 2009 Electrolux Home Products, Inc. Specifications subject to change. Printed in the U.S.A. All Freezer_All Refrigerator Trim Kit Frigidaire Trim Kits Installation For Built-In All Freezer and All Refrigerator Shim 3/8" All-Freezer and All-Refrigerator Optional Trim Kits Specifications · To use Single Trim Kit (PN# ALLFRZKIT or PN# ALLREFKIT), an · Minimum 7'x 8' clear floor space required for Single Trim Kit enclosure is required around All Freezer or All Refrigerator having an opening of 75"Hx33"W with minimum cabinet side panels of 25-1/4"Dx3/4"W. · To use Double Trim Kit (PN# DUOTRIMKIT), an enclosure is required around All Freezer and All Refrigerator having an opening of 75"Hx66"W with minimum cabinet side panels of 25-1/4"Dx3/4"W. · Minimum 25-1/4" depth requires recessed electrical outlet and water line. · Cabinet or soffit above unit must extend out to same depth as side panels.

assembly, minimum 10'x 8' clear floor space required for Double Trim Kit assembly. · For complete Trim Kit installation, refer to detailed instructions included with kit or on web. @@.



[You're reading an excerpt. Click here to read official FRIGIDAIRE](#)

[FPUH17D7K F user guide](#)

<http://yourpdfguides.com/dref/2700724>