




Your PDF Guides

You can read the recommendations in the user guide, the technical guide or the installation guide for FRIGIDAIRE FGGF3054M. You'll find the answers to all your questions on the FRIGIDAIRE FGGF3054M in the user manual (information, specifications, safety advice, size, accessories, etc.). Detailed instructions for use are in the User's Guide.

User manual FRIGIDAIRE FGGF3054M
User guide FRIGIDAIRE FGGF3054M
Operating instructions FRIGIDAIRE FGGF3054M
Instructions for use FRIGIDAIRE FGGF3054M
Instruction manual FRIGIDAIRE FGGF3054M



Freestanding Ranges

FGGF3054M F/W/B

30" Gas



Product Dimensions

Height (Hx) 43 1/2"
Width 29 3/8"
Depth (including Handle) 28 1/2"

More Easy-To-Use Features

Express-Select® Controls
Easily go from warm to boil.

Pizza Button
Easily bake perfect pizza with the touch of a button.

SpaceWise® Half Rack
Flexible rack system that adjusts to cook multiple dishes at once. Remove the half rack and you'll have extra height for tall dishes.

One-Touch Keep Warm Setting
Just one touch of a button keeps food warm until everything – and everyone – is ready.

Effortless™ Oven Rack
Bottom rack glides when you open the door for easy access.

Real Stainless Steel®
Real stainless steel with a protective coating that reduces fingerprints and smudges. It's easy to clean.

Effortless™ Convection
Take the guesswork out of convection cooking – our oven does the converting for you.

Sabbath Mode (Kashruth Certified)

Available in:


Stainless (F)	White (W)	Black (B)
---------------	-----------	-----------

Burners	BTU
Right Front	10,000
Right Rear	5,000
Left Front	9,500
Left Rear	9,500
Center Griddle Zone	10,000

*Based on single rack cooking performance and temperature using Quick Preheat.
**Select model only.

frigidaire.com


Signature Features



Quick Preheat
Preheat in less than six minutes!



True Convection
Multi-rack baking is faster and more even with True Convection.



Effortless™ Temp Probe with Auto Keep Warm
The Effortless™ Temperature Probe allows you to set the desired finished temperature and alerts you when that temperature has been reached. At that point, the oven holds the desired temperature of the meat by moving to a Keep Warm function for better cooking results.



Quick Boil
Boils water faster.



[You're reading an excerpt. Click here to read official FRIGIDAIRE FGGF3054M user guide](http://yourpdfguides.com/dref/3968810)
<http://yourpdfguides.com/dref/3968810>

Manual abstract:

One-Touch Keep Warm Setting Just one touch of a button keeps food warm until everything-- and everyone--is ready. Effortless™ Oven Rack Bottom rack extends when you open the door for easy access. Signature Features Real Stainless Steel2 Real stainless steel with a protective coating that reduces fingerprints and smudges so it's easy to clean. Effortless™ Convection Takes the guesswork out of convection cooking-- our oven does the converting for you. Sabbath Mode (Star-K® Certified) Quick Preheat Preheat in less than six minutes.1 True Convection Multi-rack baking is faster and more even with True Convection. Available in: Stainless (F) White (W) Black (B) Burners Right Front Right Rear Left Front Left Rear Center Extra Zone BTU 17,000 5,000 9,500 15,000 10,000 Effortless™ Temp Probe with Auto Keep Warm Quick Boil Boils water faster. The Effortless™ Temperature Probe allows you to set the desired finished temperature and alerts you when that temperature has been reached. @@Select model only. frigidaire. com Freestanding Ranges FGGF3054M F/W/B Features Oven Control/Timing System Surface Type Sealed Gas Burners Grates Window Exterior Door Finish Handle Design Exterior Finish (Side Panels) Convection System Oven Cleaning System Drawer Functionality Express-Select® Controls Black Porcelain (F), Color-C. Porc. (W/B) Yes Continuous Cast Iron w/Black Matte Finish Extra-Large 30" Gas Real Stainless Steel (F), Color-Coordinated (W/B) Stainless Steel (F), Color-Coordinated (W/B) Black (F), Color-Coordinated (W/B) True Convection Self Clean Storage 30" Gas Freestanding Ranges Frigidaire Baseline Oven Controls Bake/Broil Effortless™ Convection Conversion Convection Bake/Broil/Roast Quick Bake Convection Quick Preheat My Favorite Effortless™ Temp Probe Pizza Button Keep Warm Add-a-Minute Delay Start Self Clean Quick Clean Option Delay Clean Kitchen Timer/Timed Cook Option Auto Oven Shut-Off Lower Drawer Control Yes Yes/Yes 6 Hours Yes Yes Yes Yes Yes 2, 3, 4 Hours Yes Yes/Variable (400 500 °F) Yes Yes/Yes/Yes Cooktop Features Right Front Burner (BTU) Right Rear Burner (BTU) Left Front Burner (BTU) Left Rear Burner (BTU) Center Extra Zone Burner (BTU) 17,000 5,000 9,500 15,000 Oval 10,000 A 36" (Adjustable) Oven Features Capacity (Cu.Ft.) Oven Light Rack Configuration Baking System Broiling System Bake Burner/Broil Burner (BTU) Drawer Racks 5.

0 1 1 Heavy Duty, 1 SpaceWise® Half Rack, 1 Effortless™ Even Baking Technology Even Broil 18,000/13,500 C B Optional Accessories LP Gas Conversion Kit PN# GRLP3 NOTE: For planning purposes only. Always consult local and national electric and gas codes. @@@@Appliance must be grounded for safe operation. Accessories information available on the web at frigidaire.com USA · 10200 David Taylor Drive · Charlotte, NC 28262 · 1-800-FRIGIDAIRE · frigidaire.

com CANADA · 5855 Terry Fox Way · Mississauga, ON L5V 3E4 · 1-800-265-8352 · frigidaire.ca FGGF3054M 06/11 © 2011 Electrolux Home Products, Inc. Specifications subject to change. Printed in the U.S.A. Gallery Freestanding Ranges FGGF3054M F/W/B 30" Gas Freestanding Range Specifications · Product Shipping Weight (approx.) 220 Lbs. · Voltage Rating 120V/60 Hz/15 Amps · Connected Load (kW Rating) @ 120 Volts = 1.8kW · Floor beneath range MUST be solid and level.

@@@@@@@@@@@@@@@@Range requires fresh air for proper burner combustion. @@ · Range ships with 3/4" factory regulator. · Range is LP Gas convertible. (Optional LP Gas conversion kit available.) installed to either side of appliance must be no less than maximum width of appliance. · Range can be installed flush to wall with 0" minimum rear clearance. @@@@@@@@@@For detailed installation instructions, refer to installation guide, packed with product, or on the web at frigidaire.com. Front Top Top Front USA · 10200 David Taylor Drive · Charlotte, NC 28262 · 1-800-FRIGIDAIRE · frigidaire.com CANADA · 5855 Terry Fox Way · Mississauga, ON L5V 3E4 · 1-800-265-8352 · frigidaire.

ca INSTGDLNS_SSR FR 10/10 © 2010 Electrolux Home Products, Inc. Specifications subject to change. Printed in the U.S.A. General Installation Guidelines with Top Mount Refrigerator Use these dimensions and clearance instructions for planning purposes only. .



[You're reading an excerpt. Click here to read official FRIGIDAIRE FGGF3054M user guide](http://yourpdfguides.com/dref/3968810)
<http://yourpdfguides.com/dref/3968810>